

Features

- Package: 3.2x2.5mm SMD
- Output: Clipped Sine Wave/CMOS
- Low power consumption
- RoHS Compliant.

Applications

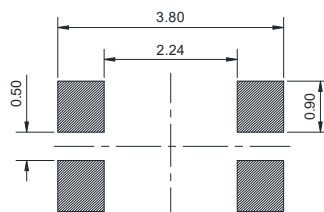
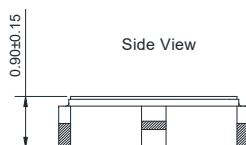
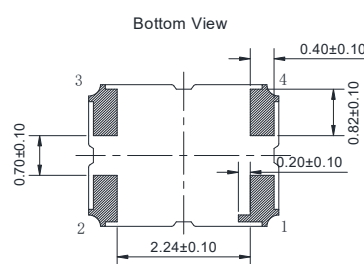
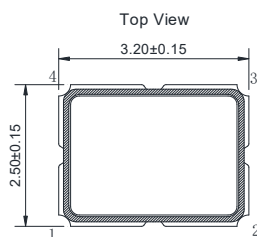
- Communication Hardware
- LTE, BTS
- GPS Tracking with Hold-Over accuracy
- Test & Measurement Equipment
- Point-to-Point communication networks



Standard Specifications

Parameter	TCXO SMD3225	
Frequency Range	10~55MHz	
Output Waveform	Clipped Sine Wave	CMOS
Frequency Stability vs. Temperature	±0.5ppm	
Operating Temperature	-40~85°C, -40~105°C	
Frequency Tolerance	±1.5ppm	
Frequency Stability vs. Load	±0.1ppm (Z _L ±10%)	
Frequency Stability vs. Supply Voltage	±0.1ppm (VDD±5%)	
Load	10KΩ//10pF	15pF
Current consumption	3mA Max	5mA Max
Phase Noise	26MHz: -140dBc/Hz@1kHz(Typ)	
Start up Time	2ms Max	
Supply Voltage	1.8~3.3V (±10%)	
Aging(at 25 °C)	±1ppm/year	
Storage Temperature	-55~125°C	

Dimensions (Units : mm)



Recommended Land Pattern

Pin	Function
1	NC
2	GND
3	Output
4	V _{DD}